



BALTIC 190 TUG

LOW DRAFT ICE GOING TUG



BALTIC 190 TUG

LOW DRAFT ICE GOING TUG

Main dimensions

Lenght overall: 19 m
Breath: 7,2 m
Draught: 2,0 m
Displacement: 95 t
Power: 2x404kw/1800 rpm
Speed: 10 Kn
Range (estimated): 250 Nm
Capacity: 2 persons
12 passengers
Ice capability: DNV - ICE1C
Bollard pull: 10 t

Material & construction

Steel and aluminum

Ambient conditions

Air: -5°/ +40° C
Seawater: 0°/ +32° C

Tank capacities

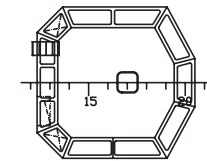
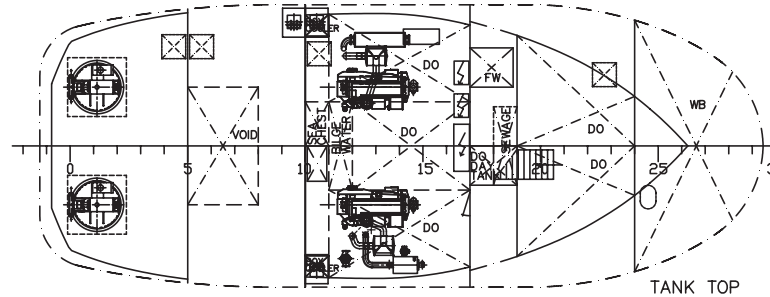
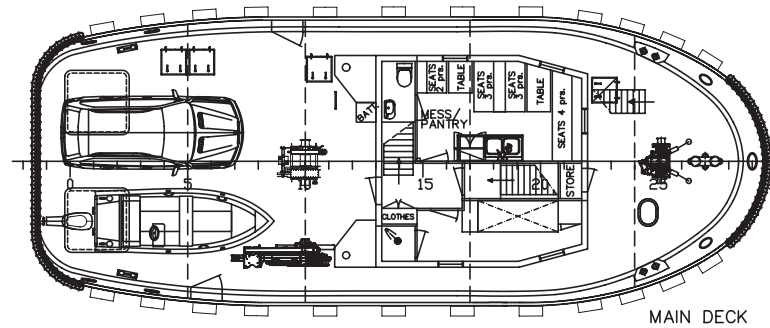
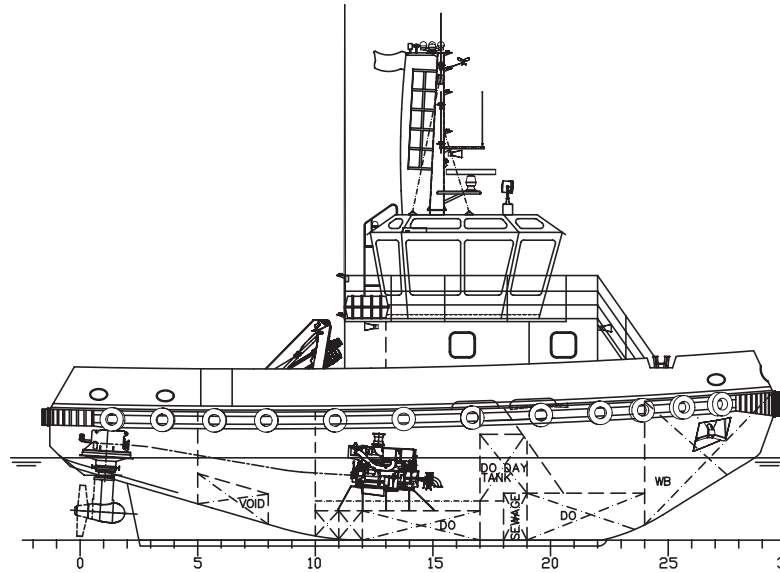

Fuel: 10000 l
Water: 1000 l
Waste: 1000 l

Propulsion concept

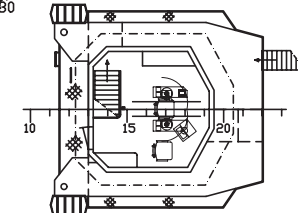
Main engine: 2x Volvo-Penta D 16 MH
Propulsion: 2 x Rolls Royce US-105FP

Users

Small ports operator "Saarte Liinid" Ltd. Estonia



TOP OF WHEELHOUSE



WHEELHOUSE DECK



BALTIC WORKBOATS AS: NASVA HARBOUR, NASVA
KAARMA V, SAARE MK 93872, ESTONIA
T: +372 45 21140 F: +372 45 21145
info@bwb.ee www.balticworkboats.ee